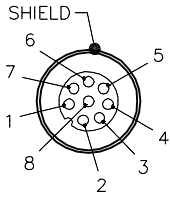


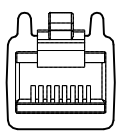
FEMALE END VIEW

RJ45 END VIEW

SPECIFICATIONS




- 1 = WHITE/BLUE
- 2 = WHITE/BROWN
- 3 = BROWN
- 4 = ORANGE (-TX)
- 5 = WHITE/GREEN (+RX)
- 6 = WHITE/ORANGE (+TX)
- 7 = BLUE
- 8 = GREEN (-RX)

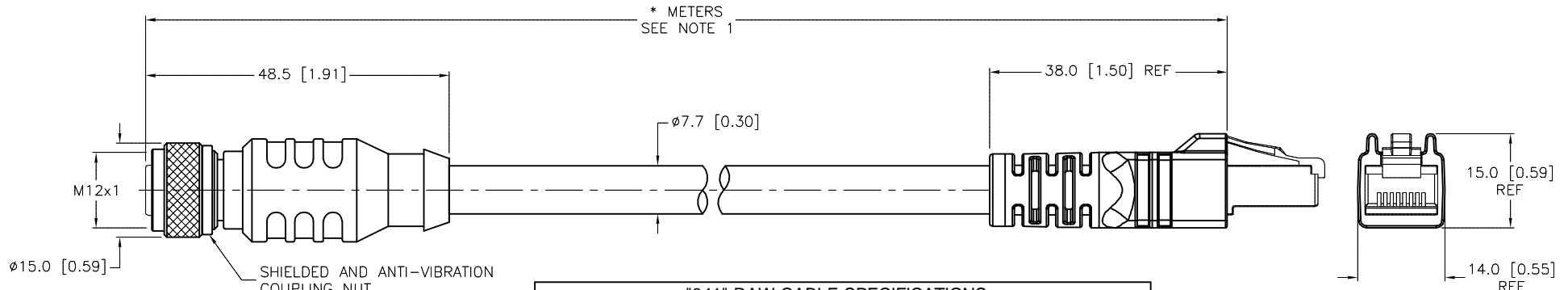


12345678

- 1 = WHITE/ORANGE (+TX)
- 2 = ORANGE (-TX)
- 3 = WHITE/GREEN (+RX)
- 4 = BLUE
- 5 = WHITE/BLUE
- 6 = GREEN (-RX)
- 7 = WHITE/BROWN
- 8 = BROWN



CONTACT CARRIER MATERIAL (RKC)	NYLON or TPU
MOLDED HEAD MATERIAL/COLOR (RKC)	TPU/BLACK
CONTACT MATERIAL/PLATING (RKC)	BRASS/GOLD
COUPLING NUT MATERIAL/PLATING (RKC)	BRASS/NICKEL
CONTACT CARRIER MATERIAL/COLOR (RJ45)	POLYCARBONATE/CLEAR
MOLDED HEAD MATERIAL/COLOR (RJ45)	TPU/BLACK
CONTACT MATERIAL/PLATING (RJ45)	BRONZE/GOLD
RATED CURRENT [A]	1.5 A
RATED VOLTAGE [V]	42 V
OUTER CABLE JACKET MATERIAL/COLOR	TPE/TEAL
CONDUCTOR INSULATION MATERIAL	HDPE
NUMBER OF CONDUCTORS [AWG]	4UTPx24 AWG, STRANDED
SHIELDING	ALUM.-POLYESTER FOIL, TINNED-COPPER BRAIDED
TEMPERATURE RANGE	-40°C to +80°C (-40°F to +176°F)
PROTECTION CLASS	MEETS IEC IP67 (RJ45:IP20)



"841" RAW CABLE SPECIFICATIONS	
CABLE PROPERTIES:	OIL, UV, WELD SLAG, AND ABRASION RESISTANT
VOLTAGE RATINGS (MAX):	600V
CATEGORY:	CAT 5e; (CABLE WILL MEET CAT 5e CHANNEL REQUIREMENTS TO 90M LENGTH)
POE COMPLIANT (802.3af):	UP TO 80M LENGTH WHEN INSTALLED PER RECOMMENDATIONS IN TIA TSB-184
FLEXLIFE:	10X CABLE OD MIN: 1 MILLION CYCLES (TICK TOCK) 20X CABLE OD MIN: 10 MILLION CYCLES (TICK TOCK)
APPROVALS:	TORSION TEST: 3 MILLION CYCLES (1lb LOAD, 360°-71 CYCLES/min) C(UL)US CMX-OUTDOOR-CM LISTED, AWM RECOGNIZED COMPLIANT WITH NEC ARTICLE 800 COMMUNICATIONS CABLES

CABLE LENGTH	TOLERANCE*
ALL LENGTHS	+ 4% (OR 50mm) OF LENGTH - 0% (OR 0mm) OF LENGTH WHICHEVER IS GREATER
STRIP LENGTH	TOLERANCE*
0-7mm	±0.5mm
8-29mm	±1.0mm
30-49mm	±2.0mm
50-69mm	±3.0mm
70-100mm	±4.0mm
OVER 100mm	±5.0mm

* UNLESS OTHERWISE SPECIFIED

NOTES:
1. "*" INDICATES CABLE LENGTH IN METERS. CONTACT TURCK TO ORDER SPECIFIC LENGTHS.

SOURCE DRAWING - FOR REFERENCE ONLY

RELATED DOCUMENTS 1. 2. 3. 4.	3RD ANGLE PROJECTION 	THIS DRAWING IS CONFIDENTIAL AND THE PROPERTY OF TURCK INC. USE OF THIS DOCUMENT WITHOUT WRITTEN PERMISSION IS PROHIBITED.		TURCK IAC High Technology Sensors and Automation Controls 3000 CAMPUS DRIVE MINNEAPOLIS, MN 55441 1-800-544-7769 (763) 553-7300 (763) 553-0708 fax turck.com	
		DRFT RDS	DATE 10/22/03		DESCRIPTION RKS RJ45 841-*M
MATERIAL	ALL DIMENSIONS DISPLAYED ON THIS DRAWING ARE FOR REFERENCE ONLY	APVD	SCALE 1=1.0	IDENTIFICATION NO.	REV M
FINISH		UNIT OF MEASUREMENT MILLIMETER [INCH]			
DO NOT SCALE THIS DRAWING		FILE: 777006309		SHEET 1 OF 1	

M	ADD CABLE SPECIFICATIONS	KMY	08/11/14	46545
REV	DESCRIPTION	BY	DATE	ECO NO.